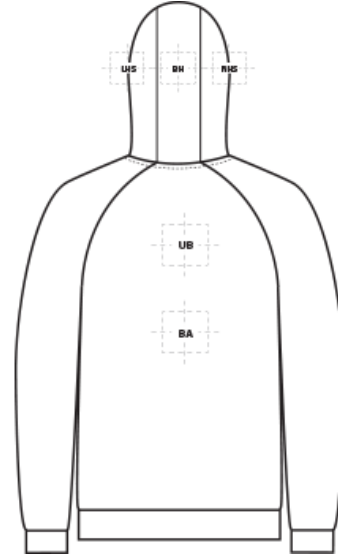
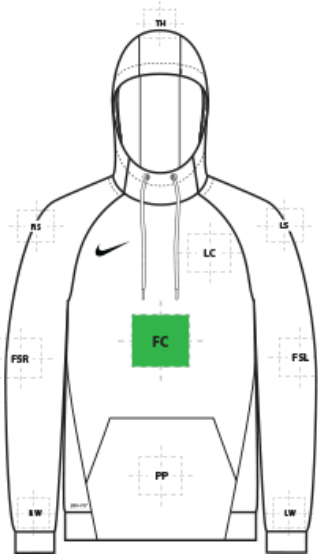


# DECORATION SPEC SHEET



## CN9473 Nike Therma-FIT Pullover Fleece Hoodie



### FRONT DECORATION DIMENSIONS

FRONT DECORATION DIMENSIONS			
<b>FC</b>	Full Chest	10"Hx10"W	Primary
<b>LC</b>	Left Chest	4"Hx4"W	
<b>PP</b>	Pouch Pocket	6"Hx6"W	
<b>TH</b>	Top Hood	3"Hx3"W	

### BACK DECORATION DIMENSIONS

<b>BA</b>	Back	14"Hx14"W	
<b>UB</b>	Upper Back	4"Hx14"W	

### SLEEVE DECORATION DIMENSIONS

<b>FSL</b>	Full Sleeve Left	4"HX14"W	
<b>FSR</b>	Full Sleeve Right	4"HX14"W	
<b>LS</b>	Left Shoulder	4"Hx4"W	
<b>LW</b>	Left Wrist	4"Hx4"W	
<b>RS</b>	Right Shoulder	4"Hx4"W	
<b>RW</b>	Right Wrist	4"Hx4"W	

### HOOD DECORATION DIMENSIONS

# DECORATION SPEC SHEET



## CN9473 Nike Therma-FIT Pullover Fleece Hoodie

<b>BH</b>	Back Hood	6"Hx3"W	
<b>LHS</b>	Left Hood Side	4"Hx4"W	
<b>RHS</b>	Right Hood Side	4"Hx4"W	

Decoration area is dependent on garment size, decoration method and the equipment being used. Please consult your decorator or supplier.

### DECORATION TECHNIQUES



**EMBROIDERY**




**SCREEN PRINTING**



**HEAT TRANSFERS**



**EMBOSS**



**LASER ETCHING**

### ESSENTIAL PRODUCT INFORMATION

#### TIPS FROM OUR EXPERTS BY DECORATION TECHNIQUE



#### **EMBROIDERY**

Embroidery is the art of embellishing a piece of apparel with a needle and thread or yarn creating stunning visual representations of various types of art. This is achieved by converting logos in a digitizing software and using various stitch patterns, angles, density and stitch types to create depth, movement and detail. Thread can be made from many materials. The most commonly used threads are polyester and rayon. There are also options such as metallic, cotton, nylon, silk and even Nomex thread for fire resistance. Embroidery has a very high-perceived value and is popular for use on most apparel, bags, hats, luggage, blankets and more!

# DECORATION SPEC SHEET



## CN9473 Nike Therma-FIT Pullover Fleece Hoodie



### SCREEN PRINTING

An imprinting method in which the image is transferred to the fabric. Ink is squeegeed through a stenciled screen stretched over a frame and then cured in a dryer.



### HEAT TRANSFERS

A graphic, name and or number applied to a textile with a heat press. Great for quantities of any size, sports name and numbering, fashion, performance wear, print on demand programs and on-site decorating events.



### EMBOSS

Embossing uses a metal-engraved die along with a combination of time and temperature to create a design that will not fade or wash away. An embossed logo is made when the areas surrounding the logo are pressed, creating a puffed or raised look. This method works well on cotton, polyester, leather, pleather, fleece and polar fleece fabrics. It is an extremely upscale look and a fresh alternative to traditional decorating techniques.

**\*Darker colors and lighter weight garments may not give you the desired outcome.\*** **\*Please consult with your decorator, equipment, and consumable supplier.\***



### LASER ETCHING

Laser etching is a decorating process that burns a pattern into the top layer of fabric, giving it a subtle tone-on-tone appearance. The image the etching creates has an upscale look that is usually the same color but several shades darker than the original fabric's color. It works well with both big or small logos.

**\*Test etch prior to production to dial in wattage and speed. Darker colors may not give you the desired outcome.\*** **\*Please consult with your decorator, equipment, and consumable supplier.\***

**It is a best practice to consult with your decorator or consumable supplier(s) for accessories, specialty frames and applications that are specific to a shop's setup and equipment.**