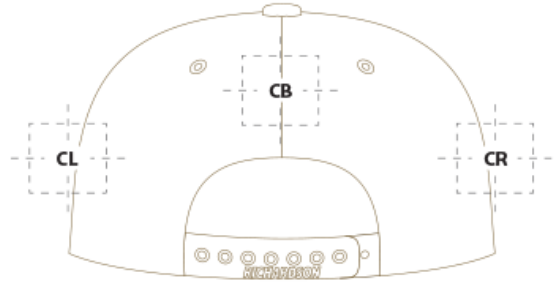



DECORATION SPEC SHEET



336 Richardson Burnside



FRONT DECORATION DIMENSIONS

FPN	Front Panel	2"H x 5.5"W (max size)	Primary
------------	-------------	------------------------	---------

BACK DECORATION DIMENSIONS

CB	Cap Back	1"H x 3"W	
-----------	----------	-----------	--

SIDE DECORATION DIMENSIONS

CL	Cap Left	2"H x 3"W	
CR	Cap Right	2"H x 3"W	

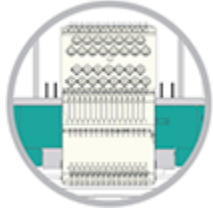
Decoration area is dependent on garment size, decoration method and the equipment being used. Please consult your decorator or supplier.

DECORATION TECHNIQUES

DECORATION SPEC SHEET



336 Richardson Burnside



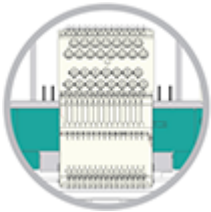
EMBROIDERY



HEAT TRANSFERS

ESSENTIAL PRODUCT INFORMATION

TIPS FROM OUR EXPERTS BY DECORATION TECHNIQUE



EMBROIDERY

Embroidery is the art of embellishing a piece of apparel with a needle and thread or yarn creating stunning visual representations of various types of art. This is achieved by converting logos in a digitizing software and using various stitch patterns, angles, density and stitch types to create depth, movement and detail. Thread can be made from many materials. The most commonly used threads are polyester and rayon. There are also options such as metallic, cotton, nylon, silk and even Nomex thread for fire resistance. Embroidery has a very high-perceived value and is popular for use on most apparel, bags, hats, luggage, blankets and more!

For best results digitize bottom up and center out



HEAT TRANSFERS

A graphic, name and or number applied to a textile with a heat press. Great for quantities of any size, sports name and numbering, fashion, performance wear, print on demand programs and on-site decorating events.

It is a best practice to consult with your decorator or consumable supplier(s) for accessories, specialty frames and applications that are specific to a shop's setup and equipment.