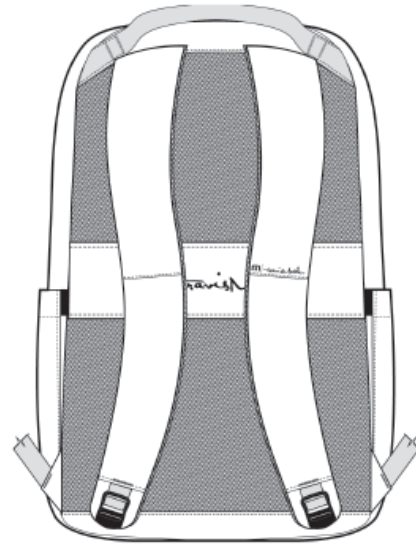
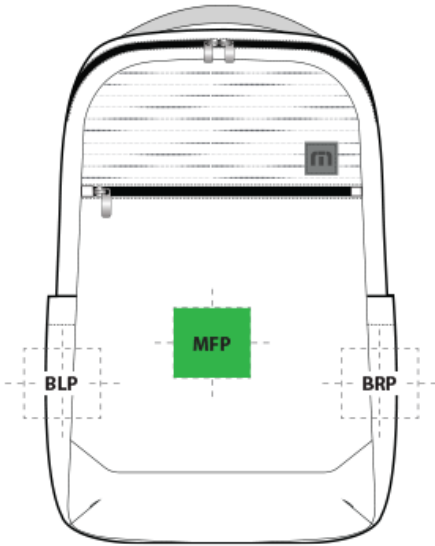


DECORATION SPEC SHEET



TMB100 TravisMathew Approach Backpack



FRONT DECORATION DIMENSIONS			
BLP	Bottom Left Pocket	2"HX3"W	
BRP	Bottom Right Pocket	2"HX3"W	
MFP	Middle Front Pocket	7"HX7"W	Primary

Decoration area is dependent on garment size, decoration method and the equipment being used. Please consult your decorator or supplier.

DECORATION TECHNIQUES



EMBROIDERY



HEAT TRANSFERS

ESSENTIAL PRODUCT INFORMATION

Due to the nature of 100% polyester fabrics, special care must be taken throughout the decoration process when heat is applied for curing. Please consult with your decorator or material supplier.

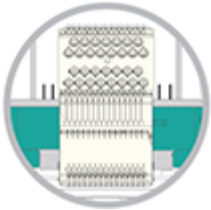
DECORATION SPEC SHEET



TMB100 TravisMathew Approach Backpack

Due to the nature of polyurethane (PU), special care must be taken throughout the decoration process when heat is applied for curing. Please consult with your decorator or material supplier.

TIPS FROM OUR EXPERTS BY DECORATION TECHNIQUE



EMBROIDERY

Embroidery is the art of embellishing a piece of apparel with a needle and thread or yarn creating stunning visual representations of various types of art. This is achieved by converting logos in a digitizing software and using various stitch patterns, angles, density and stitch types to create depth, movement and detail. Thread can be made from many materials. The most commonly used threads are polyester and rayon. There are also options such as metallic, cotton, nylon, silk and even Nomex thread for fire resistance. Embroidery has a very high-perceived value and is popular for use on most apparel, bags, hats, luggage, blankets and more!

For best results, Clamp Frames are recommended for stability and max decoration range. Heavy Weight Fabrics- Canvas and Duck cloth may require a larger needle such as 80/12 or 90/14 Sharp Point.



HEAT TRANSFERS

A graphic, name and or number applied to a textile with a heat press. Great for quantities of any size, sports name and numbering, fashion, performance wear, print on demand programs and on-site decorating events.

Heat transfers with low cure adhesive and bleed blockers are required for this product.

For best results when using heat applied consumables to avoid a color or sheen change, it is recommended to use a protective foam application pad. Heat transfers with low cure adhesive and bleed blockers are required for this product. Heat transfers with an aggressive adhesive are required for stain release, water resistant/waterproof coated and nylon fabrics. Consult with your transfer supplier for recommendations. For best results when using heat applied consumables to avoid a color or sheen change, it is recommended to use a protective foam application pad.

It is a best practice to consult with your decorator or consumable supplier(s) for accessories, specialty frames and applications that are specific to a shop's setup and equipment.