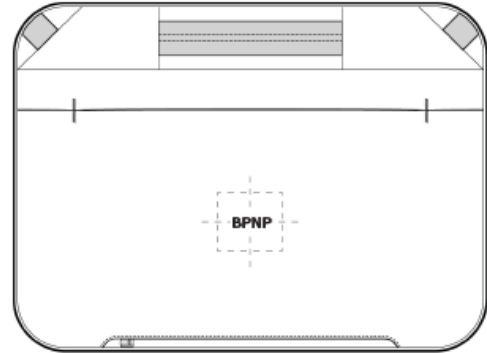
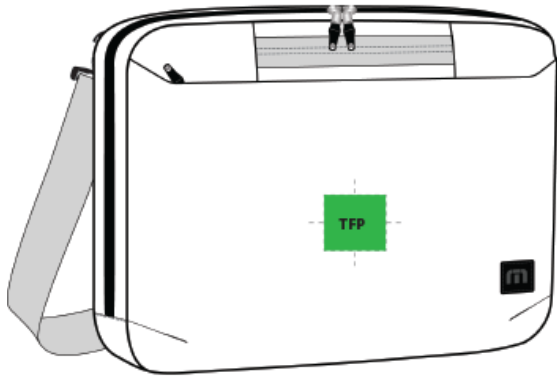


DECORATION SPEC SHEET



TMB500 TravisMathew Lateral Brief



FRONT DECORATION DIMENSIONS

TFP	Top Front Pocket	5"H x 12"W	Primary
------------	------------------	------------	---------

BACK DECORATION DIMENSIONS

BPNP	Back Panel Pocket	6"H x 8"W	
-------------	-------------------	-----------	--

Decoration area is dependent on garment size, decoration method and the equipment being used. Please consult your decorator or supplier.

DECORATION TECHNIQUES



EMBROIDERY



HEAT TRANSFERS

ESSENTIAL PRODUCT INFORMATION

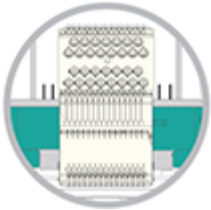
DECORATION SPEC SHEET



TMB500 TravisMathew Lateral Brief

Due to the nature of 100% polyester fabrics, special care must be taken throughout the decoration process when heat is applied for curing. Please consult with your decorator or material supplier.

TIPS FROM OUR EXPERTS BY DECORATION TECHNIQUE



EMBROIDERY

Embroidery is the art of embellishing a piece of apparel with a needle and thread or yarn creating stunning visual representations of various types of art. This is achieved by converting logos in a digitizing software and using various stitch patterns, angles, density and stitch types to create depth, movement and detail. Thread can be made from many materials. The most commonly used threads are polyester and rayon. There are also options such as metallic, cotton, nylon, silk and even Nomex thread for fire resistance. Embroidery has a very high-perceived value and is popular for use on most apparel, bags, hats, luggage, blankets and more!

For best results, Clamp Frames are recommended for stability and max decoration range



HEAT TRANSFERS

A graphic, name and or number applied to a textile with a heat press. Great for quantities of any size, sports name and numbering, fashion, performance wear, print on demand programs and on-site decorating events.

Heat transfers with an aggressive adhesive are required for stain release, water resistant/waterproof coated and nylon fabrics. Consult with your transfer supplier for recommendations.

For best results when using heat applied consumables to avoid a color or sheen change, it is recommended to use a protective foam application pad.

It is a best practice to consult with your decorator or consumable supplier(s) for accessories, specialty frames and applications that are specific to a shop's setup and equipment.