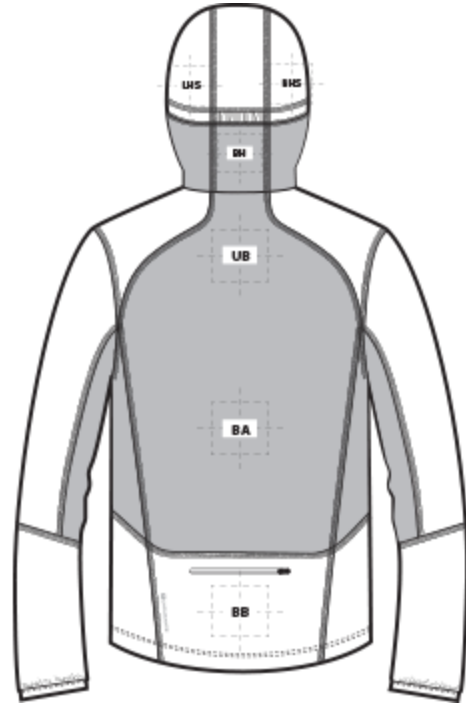
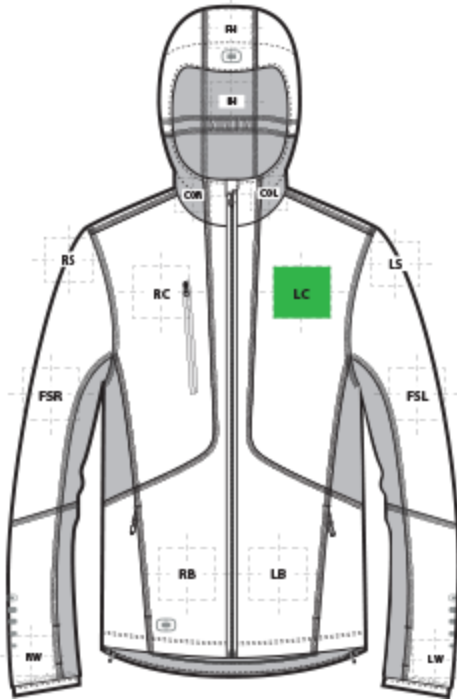


DECORATION SPEC SHEET



OE721 OGIO® Pivot Soft Shell



FRONT DECORATION DIMENSIONS

COL	Collar Left	2"H x 3"W	
COR	Collar Right	2"H x 3"W	
LB	Left Bottom	3"H x 3"W	
LC	Left Chest	4"H x 4" W	Primary
RB	Right Bottom	3"H x 3"W	
RC	Right Chest	4"H x 4" W	

BACK DECORATION DIMENSIONS

BA	Back	20"H x 6"W	
BB	Back Bottom	5"H x 5"W	

UB	Upper Back	4"H x 8"W	
-----------	------------	-----------	--

SLEEVE DECORATION DIMENSIONS

FSL	Full Sleeve Left	4"H x 21"W	
FSR	Full Sleeve Right	4"H x 21"W	
LS	Left Shoulder	4"H x 4"W	
LW	Left Wrist	3"H x 3"W	
RS	Right Shoulder	4"H x 4"W	
RW	Right Wrist	3"H x 3"W	

HOOD DECORATION DIMENSIONS

BH	Back Hood	4"H x 4"W	
FH	Front Hood	4"H x 4"W	
IH	Inside Hood	4"H x 4"W	
LHS	Left Hood Side	6"H x 6"W	
RHS	Right Hood Side	6"H x 6"W	

Decoration area is dependent on garment size, decoration method and the equipment being used. Please consult your decorator or supplier.

DECORATION TECHNIQUES [Click the icon for details](#)



EMBROIDERY



SCREEN PRINTING



EMBOSS



LASER ETCHING



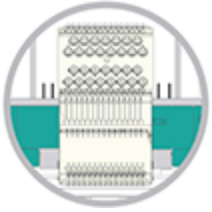
PAD PRINTING

ESSENTIAL PRODUCT INFORMATION

Due to the nature of 100% polyester fabrics, special care must be taken throughout the decoration process when heat is applied for curing. Please consult with your decorator or material supplier.

Due to the nature of water resistant coatings, special care must be taken throughout the decoration process. An ink catalyst additive or special adhesive heat transfer is required. Please consult with your decorator or material supplier.

TIPS FROM OUR EXPERTS BY DECORATION TECHNIQUE



EMBROIDERY

Embroidery is the art of embellishing a piece of apparel with a needle and thread or yarn creating stunning visual representations of various types of art. This is achieved by converting logos in a digitizing software and using various stitch patterns, angles, density and stitch types to create depth, movement and detail. Thread can be made from many materials. The most commonly used threads are polyester and rayon. There are also options such as metallic, cotton, nylon, silk and even Nomex thread for fire resistance. Embroidery has a very high-perceived value and is popular for use on most apparel, bags, hats, luggage, blankets and more!

In order to maintain waterproof integrity, please consult with your decorator, equipment, and consumable supplier for best practices. •Water Proof/Coated Fabric with bonded barrier- 65/9 or 70/10 coated Sharp Point



SCREEN PRINTING

An imprinting method in which the image is transferred to the fabric. Ink is squeegeed through a stenciled screen stretched over a frame and then cured in a dryer.

Low-cure poly inks are required. Grey or black bleed blockers may be necessary. Bonding catalysts may be required for stain release, water resistant/waterproof coated and nylon fabrics.



EMBOSS

Embossing uses a metal-engraved die along with a combination of time and temperature to create a design that will not fade or wash away. An embossed logo is made when the areas surrounding the logo are pressed, creating a puffed or raised look. This method works well on cotton, polyester, leather, pleather, fleece and polar fleece fabrics. It is an extremely upscale look and a fresh alternative to traditional decorating techniques.

Darker colors and lighter weight garments may not give you the desired outcome.* *Please consult with your decorator, equipment, and consumable supplier.



LASER ETCHING

Laser etching is a decorating process that burns a pattern into the top layer of fabric, giving it a subtle tone-on-tone appearance. The image the etching creates has an upscale look that is usually the same color but several shades darker than the original fabric's color. It works well with both big or small logos.

Test etch prior to production to dial in wattage and speed. Darker colors may not give you the desired outcome.* *Please consult with your decorator, equipment, and consumable supplier.



PAD PRINTING

Pad printing uses a soft silicone pad to transfer an image taken from a plate etched with a reversed logo, similar to a rubber stamp. Images can be very small and detailed and can be up to 5½ inches in diameter. Pad printers are capable of printing up to six colors, however most industry printers use one to two colors at most when printing on apparel. Pad printing is a popular trend for tagless label printing. The prints are soft, durable and capable of high and low volume production. Pad printing is great for sling bags, totes and other items that are difficult to decorate, as well as styles that are heat sensitive.

It is a best practice to consult with your decorator or consumable supplier(s) for accessories, specialty frames and applications that are specific to a shop's setup and equipment.